

masa

Milestone to your success.

AAC Production Plants worldwide
on the road to Digital Transformation

Masa Production Reporting System

Digital Monitoring, Documenting and Controlling of Processes





Contents

- 04** Introduction
- 06** Improved coordination - Advantages and main tasks of a digital module
- 14** One system, two target groups - Tailored for “Plant Operators” and “Decision Makers”
 - 16** Target Group “Plant Operators” - The presentation level for the Doer in the factory.
 - 28** Tagging the transport media - Distinct identification
 - 36** Target Group “Decision Makers” - The presentation level for the Management.

Björn Gorka & Sven Hellmann,
Masa Porta Westfalica

Introduction

Which solutions do we have to meet growing requirements on AAC production plants? Do we still dare to control production processes with expertise only? Or do we need systems instead that connect the information worlds of the operating and the management levels? Systems that better harmonise production and processes with market requirements and company goals?

The Masa Production Reporting System can be an answer to these questions. It supports the processing and management of the flow of information and forms the functional level between the plant control system and the customer's ERP system.

It is the task of the AAC manufacturer to integrate incoming orders into the operative production process in that way that a detailed resource planning, product tracing and documentation as well as requirements regarding production and quality assurance are considered constantly.

In the long run, paper-based documentation, pure operator knowledge, separate spreadsheet analyses or isolated applications are not sufficient to support operators and management appropriately.

A comprehensive, dynamic system, however, monitors, documents and controls the complete manufacturing process based on information, from the raw material to the finished product. It provides data for decision-makers that help to produce more and more efficiently in the end.

Considering all this, we developed another milestone of our complex plant control system:

The Masa Production Reporting System.

“Boost efficiency, streamline workflows and enhance cooperation with the Masa Production Reporting System!”

Improved coordination

Advantages and main tasks of a digital module

The digital module “Masa Production Reporting System” supports the coordination of workflows, tasks and resources of the company. Productivity, efficiency, and cooperation within the production plant can be optimised thus.

Advantages in Detail

- The system uses real-time data. The user can trace and analyse the status of resources such as machines and material. He can schedule orders and arrange them according to priorities. Thus, the available resources can be used and coordinated precisely. In the end, the productivity can be enhanced, and cycle and reaction times can be reduced.
- The system administrates the complete production process from the order release to the finished product. Deviations in quality can be traced, specifically analysed, and corrected. This improves the quality management.
- The degree of automation of the complete plant is increased. Various plant components adapt themselves automatically in case of a product change. Paper-based processes can be reduced as far as possible. The likeliness of human errors in the production process decreases.
- Administrative efforts are reduced. The data collected during operation on processes, materials and workflows do not have to be recorded and transmitted manually. They are available for decision-makers centrally, edited and immediately accessible.
- Decision-makers can use the prepared data for performance analyses. The comparison of results and targets enables the detection of strengths and weaknesses of the complete process. This allows sections and processes to be organised more efficiently.
- The system documents the complete production process, from first to last step. It interconnects the finished products with the corresponding production data. These data from the complete history of a product provide a production evidence. With this, manufacturers can draw conclusions to possible production mistakes.

Main Tasks of the System

The Masa Production Reporting System fulfils three main tasks along the lines of the general definition of Manufacturing Execution Systems (MES): The production data acquisition (PDA), the locking and the traceability.

Production Data Acquisition (PDA)

The system provides the data referring to the respective station anytime, that is, independent from production. It determines various operating figures on-line and evaluates them, e. g.:

- Waiting times
- Processing times
- Capacity utilisation
- Availability

Locking of the station


Depending on the product to be manufactured, the system locks a processing station. This is to make sure that all station parameters are adjusted correctly before the station is passed and production resp. treatment begins. Main operating figures are:

- Automation of product change
- Examination of the set-up parameters

Traceability

The traceability marks the end of the processing of a product. In these data, the process parameters and the processed material are recorded. The following data may be interesting for assessment and evaluation:

- Production evidence
- Detection of production errors
- Quality intensification
- Limitation in case of recall



A closer Look: Locking of the station

In case of a product change, the system in the Masa AAC manufacturing plant switches many processing stations automatically. Should this not be possible, additional information is displayed. This leads the operator through the manual setup of the station.

- The mixing plant recipes are automatically selected according to the order list.
- The fermentation area adapts automatically to the produced density and can adjust the speeds and accelerations.
- The mould turning plant adapts in the same way as the fermentation area.
- The pre-cutting plant automatically sets the specified block length (optional) or indicates a product change.
- The longitudinal and cross cutting plants indicate a product change.
- The speed of the cutting carriage automatically adjusts depending on the specified density.
- The separating machine for „green“ products automatically adjusts to the sizes of the current order.
- The separating machine for „white“ products automatically adjusts to the sizes of the current order.
- The autoclave control system automatically selects the appropriate autoclave curve.
- The block transfer device automatically sorts the blocks according to the specification.
- The packaging plant automatically sorts and packages the blocks according to the specifications.

One system, two target groups

Tailored for "Plant Operators" and "Decision Makers"

The Masa Production Reporting System comprises two presentation levels (Frontend). These are tailored for the target groups "Plant Operators" and "Decision Makers". They enable access to all product-relevant data and conditions from mixing to packaging.

An SQL database (Backend) structures and stores the data. The interconnection of two hard disks and the inversion of the data (RAID 1) guarantee for a complete redundancy. Thus, the Masa system ensures a high degree of fail-safety.



Sven Hellmann, Process Engineer (IT)

Electrical Department and one of the Developers of the Masa Production Reporting System

Target Group “Plant Operators”: The presentation level for the Doer in the factory.

The plant operator and the production plant communicate via a process visualisation system. The user interface for visualisation and operation is designed in that way that it shows the well-known Masa structure.

The DashBoard displays the most relevant, already processed data. It is individually customisable. The plant operator gets a quick survey of the most important present plant data and conditions. By means of icons, the operator can navigate to the individual levels of the Masa Production Reporting System.



Order Edit: Creating a production order

Here, the operator creates a production order that is automatically identified with an ORDER ID. The mix recipe itself with specific information regarding the raw materials has previously been created and stored in the mixer control system. The ORDER ID comprises all parameters relevant for production.

The system actively supports the operator to minimise input errors: For each product, various individual boundary conditions are defined. As part of a plausibility check, the system automatically prevents the release of the order and highlights those fields graphically in which the input values have to be corrected. The system also provides the opportunity to individually extend these limit values.

save Template	Template 1
Template	
Mixer Recipe	Rezept 8
Autoclave curve	acCurve_1
Article	PP4-0.60
Density	0.350 [t/m ³] 0.380 [t/m ³]
Palette	STANDARD
Stone Length	600 [mm]
Stone Height	200 [mm]
Format	2 * 150 / 2 * 200 / 4 * 200
Stack Height maximum	1250 [mm]
9 Wires	Tongue/Groove
1500 [mm] Block Height	Finger Grip
	separating table
	Mould Rocking
	Reinforced

Amount	21
Amount Full Autoclaves	1
Remaining Cakes	0

ORDER_ID	MixerRecipe	AcCurve	Format
47	Spezial	acCurve_1	2*150/2*200/4*200
46	Rezept 1	acCurve_1	2*150/2*200/4*200
45	Rezept 1	acCurve_1	2*150/2*200/4*200
44	Rezept 1	acCurve_1	2*150/2*200/4*200
43	Rezept 1	acCurve_1	2*150/2*200/4*200

Wires	21
Cakes per Autoclave	21
Block Height minimum	1450 [mm]
Block Height maximum	1500 [mm]
Finger Grip Height minimum	125 [mm]
Tongue/Groove Height minimum	175 [mm]
Stone Length minimum	600 [mm]
Stone Length maximum	620 [mm]
Stack Height minimum	1250 [mm]
Stack Height maximum	1600 [mm]

06/08/2024 08:16

User

Dashboard

Change Log

CASTS Details

Active

Active/Next	Order placed	Format	Tongue/Groove	Stack Height maximum	Density	Active/Inactive
Active/Next	20.11.2023 12:05:01	2*150/2*200/4*200	Finger Grip	1500	0.300	Active/Inactive
	Mixer Recipe	Article	separating table	Stone Height	planned amount	
order number	Rezept 1	PP4-0.60	Mould Rocking	200	85	Set Done
	Autoclave curve	Palette	Reinforced	Stone Height	Done	
38	acCurve_1	STANDARD		600	8	

edit

Queue	Order placed	Format	Tongue/Groove	Stack Height maximum	Density	
Queue	20.11.2023 12:21:44	4*100/2*125/4*200	Finger Grip	1555	0.300	↑
	Mixer Recipe	Article	separating table	Stone Height	planned amount	
order number	Rezept 1	PP4-0.65	Mould Rocking	200	84	
	Autoclave curve	Palette	Reinforced	Stone Height		
39	acCurve_2	EURO1000		580		

	Order placed	Format	Tongue/Groove	Stack Height maximum	Density	
	22.11.2023 08:12:49	2*150/2*200/4*200	Finger Grip	1500	0.300	
	Mixer Recipe	Article	separating table	Stone Height	planned amount	
order number	Rezept 3	PP4-0.60	Mould Rocking	200	42	
	Autoclave curve	Palette	Reinforced	Stone Height		
40	acCurve_1	STANDARD		600		

	Order placed	Format	Tongue/Groove	Stack Height maximum	Density	
	22.11.2023 11:36:56	2*150/2*200/4*200	Finger Grip	1500	0.300	
	Mixer Recipe	Article	separating table	Stone Height	planned amount	
order number	Rezept 1	PP4-0.60	Mould Rocking	200	78	
	Autoclave curve	Palette	Reinforced	Stone Height		
41	acCurve_1	STANDARD		600		↓

Order: Administration of the current orders

The operator adds the created orders to a waiting line (Queue). The system processes this list sequentially.

However, if the priorities need to be changed, the operator can flexibly adjust the sequence before starting the order.

06/08/2024 08:20
User

←
Dashboard
↻
RFID
📝
📝
Change Log

CASTS Details
🏠
🔧
🇬🇧
🇩🇪
🏭

103045
show

	Time	ID	Mould Number	Sidepart Number	Cycle			
	oiling	20.06.2023 20:03:28	103045	31	56	00:02:11		
00:00:32	Casting Time		Total Duration	dosing	draining scales	mixing	casting	oiled since:
	mixing plant	20.06.2023 20:04:00	00:06:22	00:04:07	00:01:06	00:00:15	00:00:54	00:00:32
		order number	Mixer Recipe	Format	Article			
		1183	recipe 3	4*175/4*125/2*150	PP2-0.30			
00:00:21	Cycle		casted since:					
	fermentation area Fresh	00:00:44	00:01:14	Fermentation Time				
00:02:45	fermentation area Hard		00:00:51	01:44:17	01:39:31			
00:01:04	turning manipulator		00:01:05	01:47:47				
00:35:35	cutting car		00:01:24	02:23:10				
00:00:48	Cross cutting plant		00:01:34	02:25:04				
00:00:43	Cycle		casted since:	Grid Number				
	tilt table	00:04:21	02:29:46	85				
00:00:42	Green cake separating table		00:02:20	02:32:39				
00:02:05	Time in Autoclave		casted since:	Hardening Time				
	platform hardening grid 2 White	07:12:44	09:43:34	09:14:00				
04:51:09	Cycle		casted since:					
	block transfer device	00:01:40	14:35:24					

WireBreak pre-cutter | 2/1 |

Package	Cycle	casted since:	Processing Station	
5				
↑	22795	00:04:11	13:35:26	00:00:49
	22794	00:04:49	14:16:34	00:01:19
	22793	00:05:04	14:19:31	00:01:24
	22792	00:04:36	14:40:38	00:01:04
↓	22791	00:04:19	14:50:08	00:00:52

Cast Details: Detailed information on each cast

Here, the operator can retrieve comprehensive information for each individual cast.

This comprises, among others, information regarding the oiling of the moulds and side plates, start and duration of the casting process, fermentation, hardening time inside the autoclave, cycle time at the individual plant sections and working stations and information regarding delays.

Packages: Tracing of individual product packages

The system assigns a unique package number to each package, which is printed onto the package label. This package number allows a retracing to the respective cast (CAST ID).

As the package is in fact packed sorted regarding size and type, but the blocks can originate from different casts, the system documents the individual composition on each transport pallet.

With the package number and the CAST ID, the system thus offers widespread possibilities to analyse errors, the consideration and evaluation of the time intervals between casting and start of autoclaving for example.

06/08/2024 08:24

User

Dashboard

Change Log

CASTS Details

Package number	manufacture time
22795	21.06.2023 10:54:01
22794	21.06.2023 10:44:41
22793	21.06.2023 10:23:12
22792	21.06.2023 10:20:15
22791	21.06.2023 09:39:29
22790	21.06.2023 06:41:42
22789	21.06.2023 06:33:29
22788	21.06.2023 06:29:29
22787	21.06.2023 06:28:00
22786	21.06.2023 06:14:40
22785	21.06.2023 06:02:41
22784	21.06.2023 06:01:09

Package number	CAST ID
0	103043
Find	
filter CAST ID	
find	

format palette 625 x (175/150) x 250	
Type 1 625 x 175 x 250	Amount Type 1 48
Type 2 625 x 150 x 250	Amount Type 2 24

103043	103045
103041	103043
103039	103041
103043	103043
103041	103041
103039	103041
103043	103041

22795
21.06.2023 10:54:01

CAST_ID 103043
Casting Time 20.06.2023 19:51:54
Total Duration 15:02:07
Fermentation Time 01:39:52
Format 4*175/4*125/2*150
Mixer Recipe recipe 3
Autoclave curve curve 7
Article PP2-0.30
Type STANDARD
Stone Depth 250 [mm]
Depth Count 4
Cubicmeter 1,875 [m³]

06/08/2024 08:19

User

Dashboard

Change Log

CASTS Details

↑	CHANGELOG ID	Time	CAST ID	TS	Value	old Value	new Value
↑	24	12.06.2024 15:39:05	0	K_ts3	GreenSeperator	0	1
	23	12.06.2024 15:39:05	0	K_ts3	StackHeight1	0	1500
	22	12.06.2024 15:39:05	0	K_ts3	StoneHeight	0	250
	21	12.06.2024 15:39:05	0	K_ts3	StoneLenght	0	600
	20	12.06.2024 15:39:05	0	K_ts3	BlockHeight	0	1500
	19	12.06.2024 15:39:05	0	K_ts3	Palette		STANDARD
	18	12.06.2024 15:39:05	0	K_ts3	Article		PP2-0.30
	17	12.06.2024 15:39:05	0	K_ts3	AcCurve		curve 10
	16	12.06.2024 15:39:05	0	K_ts3	Format		6*250
	15	12.06.2024 14:18:32	0	K_ts3	BlockHeight	0	1500
	14	12.06.2024 14:18:32	0	K_ts3	Format		6*250
	13	12.06.2024 13:16:12	103149	K_ts3	FingerGrip	1	0
	12	12.06.2024 13:16:12	103149	K_ts3	TongueAndGroove	1	0
	11	12.06.2024 13:16:12	103149	K_ts3	StackHeight3	1500	0
	10	12.06.2024 13:16:12	103149	K_ts3	StackHeight2	1500	0
	9	12.06.2024 13:16:12	103149	K_ts3	StoneHeight	200	250
	8	12.06.2024 13:14:53	103149	K_ts3	BlockHeight	1400	1500
	7	12.06.2024 13:14:53	103149	K_ts3	Format	4*150/4*125/2*150	6*250
	6	12.06.2024 13:14:22	0	K_ts3	BlockHeight	0	1500
↓	5	12.06.2024 13:14:22	0	K_ts3	Format		6*250

CAST ID

0

filter CAST ID

find

Change Log: Logging of changes

The system conducts a Change log in chronological order. This automatically records all important changes to preset values by the operator.

With this, the Change Log offers a clear and transparent survey of the development and changes made. This can help the operator to correct errors by means of a stepwise, documented adaption of parameters as well as to locate errors.



Tagging the transport media: Distinct identification

The prerequisite for the traceability of products is the complete recording of the product, from its origin throughout the complete production process to the point when it reaches the end customer.

In the AAC production process, however, not the individual element or an individual block is tagged. Masa clearly identifies the transport media used during the manufacturing process so that the production is traceable.

Depending on the processing station, Masa uses RFID chips, binary coded sign plates or QR code labels.

As soon as the material and production data have been “married” to the tagged transport medium, the Masa Production Reporting System takes over: It controls the production order, carries out the handover to the individual processing stations and supplies retrospect information down to the origin of production.

“Our system simplifies your job as a process manager.”



**Dipl.-Ing. for Civil Engineering
Björn Gorka,**
Process Engineer for AAC and
Sand-lime Bricks

The way it works: Preconditions and Transfer of information

Preconditions:

- In the mixer control system, each cast is stored with a unique number: CAST ID
- Before start of production, a unique order number is generated: ORDER ID.
- The ORDER ID is connected to production-relevant data (order receipt, mixer recipe, autoclave curve, dimensions, article number, transport pallet design, max. stacking height, length and width of block, density, planned number, target number)
- Each mould and each side plate (= part of the mould the cake will stand on later) receive an RFID tag: MOULD ID and SIDEPART ID.



1

Before the mould is filled, the empty mould and the side plate are automatically registered by means of RFID.

2

The mould filling device of the mixing plant fills the mould which is then directed as per the production task.

3

During mould filling: The SIDEPART ID is automatically 'married' with the material and production data, i.e. with the ORDER ID and the CAST ID.

4

Automatic RFID registration of the side plate in the following production steps up to the transport plant/tilting table: Here, the cake and the mould site plate are separated. The empty side plate is cleaned and combined with an empty casting mould to build a complete casting mould again. After oiling, the plant turns the mould by 90° and transports it back to the mould filling device of the mixing plant.

5

The cake is tilted by 90° at the tilting table and placed on a binary coded hardening grid (GRID ID) horizontally ('flat'). Depending on the plant layout, it is transported to the 'green separator'. The code is designed to withstand the climatic conditions inside the autoclave.

6

The transport plant places three full hardening grids on top of each other on a hardening car. This is then passed over to the transport platform and transported to the waiting area resp. into the autoclave.

7

After hardening, the cake and the hardening grid are separated in the area of the transport plant/re-tilting table. The hardening grid is cleaned, oiled, and transported back to the transport plant/tilting table.

8

The cake is tilted by 90° (forwarded to the separating machine 'white', if applicable) and transported to the block transfer device. This places the cake onto transport pallets and shapes the product packages.



Our goal:

Each product package is labelled for traceability.

Stages of handover




Filled mould



Reader for binary coding on the hardening grid



Mould side part tagged per RFID chip



Cake on tagged mould side part



Cakes on tagged hardening grids on the way to hardening



Each product package is labelled for traceability.

Target Group “Decision Makers”: The presentation level for the Management.

The second presentation level of the Masa Production Reporting System is not designed for the day-to-day routine in the factory. It provides interactive visualisations and business analysis functions for the management. It runs with the help of the business analysis service Microsoft Power BI.

Based on the SQL database, this presentation level is divided into a Main Page and various detail pages (Sub Pages).

The system enables the evaluation of individually adjustable periods of time or production shifts that can be reviewed together or separately. The data can be exported as CSV file. Via an interface, the data exchange to the customer's ERP system is possible.

The Main Page displays important key figures, prepared in terms of content and graphics. It summarises all relevant figures and information. It is easy to orientate oneself: The Main Page uses the bar, column, and pie charts common in reporting.



Sub Pages: Visualisation of details

The Sub Pages visualise different categories, such as the output in relation to the mixing, cutting, and packaging processes or the raw material consumption per recipe within a defined period.



The View inside



Output of the mixing, cutting and packaging processes within a defined period of time

CONSUMPTION RAW MATERIALS

01.06.2023 07.06.2023

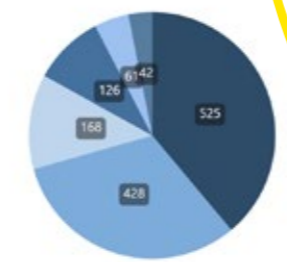
Raw Material Overview [ton]

MixerRecipe	Amount	Cement	Lime	Gypsum	Fine Fraction	Aluminum	Cold Water	Warm Water	Sand	Return Solid
recipe 2	126	101,48	45,21	11,88	0,00	3,43	68,81	18,61	106,07	68,21
recipe 4	42	33,61	14,80	4,19	0,00	1,07	23,12	5,17	36,46	22,15
recipe 5	168	135,06	59,33	15,63	0,00	4,87	91,86	24,62	143,25	92,15
recipe 6	428	342,33	151,86	40,94	0,00	11,05	230,77	62,19	366,74	231,04
recipe 7	61	49,15	21,84	5,91	0,00	1,84	32,95	8,91	51,39	31,87
recipe 9	525	420,72	184,51	49,70	0,00	13,18	283,83	73,36	437,80	286,93
TOTAL	1350	1.082,35	477,56	128,24	0,00	35,45	731,35	192,87	1.141,72	732,35

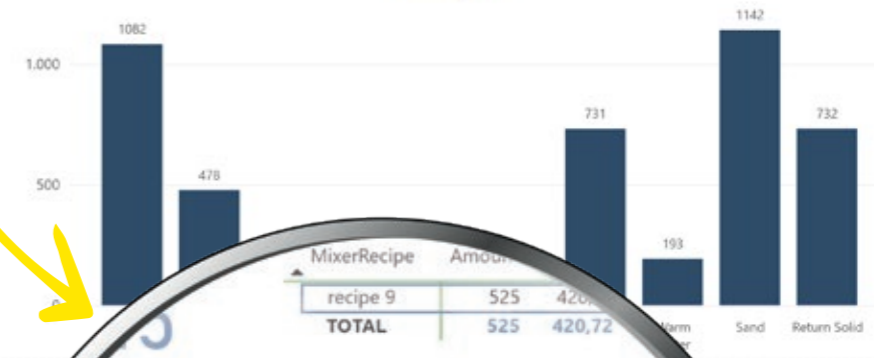
1350
number of cakes

7301
m³

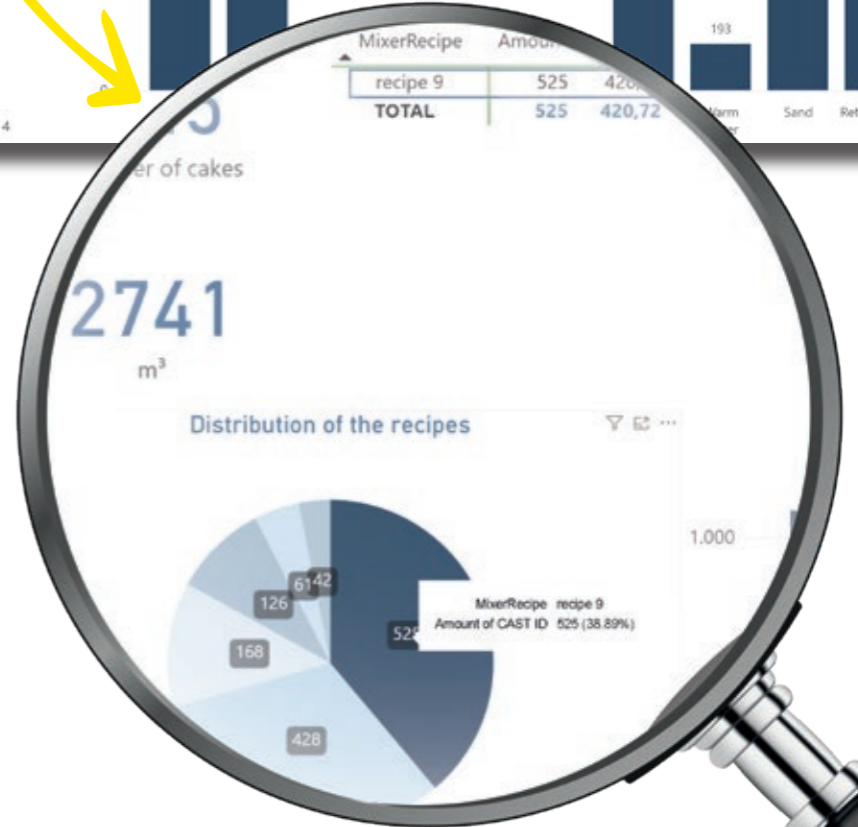
Distribution of the recipes



Consumption



Visualisation of raw material consumption



Active support on tasks: Planning, controlling and monitoring

The evaluation options and visualisations of the Masa Production Reporting System actively support the management in planning, control, and monitoring tasks. Process and product optimisations are always based on a systematic approach, targeted analyses, and specific root cause research.

With the help of detailed shift, product or raw material evaluations, the operator of the AAC making plant can draw profound conclusions about optimisation measures and thus make his plant more efficient.

Stay up to date: We are continuously working on further developments of our Production Reporting System.

masa

Milestone to your success.

Just ask our Sales team for individual advice on the
Masa Production Reporting System!



Matthias Klare

Sales Manager
Masa Porta Westfalica

Phone: +49 5731 680-212
m.klare@masa-group.com



Tim Niedernolte

Sales Manager
Masa Porta Westfalica

Phone: +49 5731 680-274
t.niedernolte@masa-group.com

